


10 Innovative Ways to Transform Your Privacy Fence

Looking for a way to add some pizzazz to your backyard?

Often, an integral part of our outdoor environment is overlooked - the privacy fence. But with just a bit of imagination and creativity, you can turn this functional structure into a striking centerpiece for your yard.

Here are some exciting concepts to breathe new life into your dull fence.

1. Embrace Greenery with Planters and Vertical Gardens



Why not incorporate nature directly onto your fence?

Adding planters or crafting a vertical garden can transform your fence into a vibrant, living wall. Opt for sun-loving succulents, colorful annuals, or even herbs for a blend of aesthetic appeal and practicality.

The outcome? A fence that not only provides privacy but also feeds your spirit and your palate!

2. Create an Outdoor Gallery with Murals and Paintings



Consider turning your fence into a canvas. A beautiful mural or a minimalist design can change your fence into an artistic masterpiece.

With weatherproof paints, you can display your artistic prowess or commission a local artist.

This concept is ideal for introducing a personal touch and a splash of color to your outdoor area.

3. Illuminate with String Lights and Lanterns



There's an enchanting quality to a backyard illuminated by shimmering lights.

Arranging string lights or hanging lanterns along your fence can establish a warm and welcoming ambiance, perfect for those extended, balmy evenings outdoors.

4. Display Art and Mirrors



Who said art is exclusive to indoor areas?

Showcase your style by hanging weather-resistant art pieces or mirrors on your fence.

Mirrors can create the illusion of a larger space, reflecting sunlight and the charm of your garden.

4. Craft DIY Fence Toppers



Unleash your creativity with DIY fence toppers.

From delightful birdhouses to stylish geometric shapes, these enhancements can inject a unique twist to the regular lines of a fence.

5. Install a Trellis for Climbing Plants



A trellis covered with climbing plants like ivy, jasmine, or climbing roses can morph your fence into a verdant, aromatic haven.

It's an attractive method to enhance privacy and introduce a touch of the wild.


7. Decorate Fence Post Caps



Don't overlook the fence posts! Dressing them up with decorative caps or miniature sculptures can introduce an unexpected design element to your fence.

There's a wide variety of options available to suit different styles and themes.

8. Add Interactive Elements for Kids



If you have young ones, think about incorporating interactive elements like a chalkboard wall or a mini climbing structure.

It's an enjoyable way to engage the entire family in outdoor activities and stimulate the kids' creativity.


9. Display Seasonal Decorations



Celebrate the changing seasons by adorning your fence accordingly.

From eerie Halloween setups to festive Christmas lights, seasonal decorations can infuse a joyful and timely note to your outdoor area.

10. Install Artistic Privacy Screens



Finally, consider adding artistic privacy screens with cutouts or patterns.

They provide privacy while also serving as a striking decorative feature.

So there you have it - ten innovative ideas to transition your privacy fence from merely practical to wonderfully whimsical and chic.

Keep in mind, the best aspect of decorating your fence is that it's entirely yours to experiment with.

Start small, try what resonates with you, and above all, enjoy transforming your backyard into a space that mirrors your personality and style.

Happy decorating!